

Castle Road  
Isleworth  
TW7 6QR

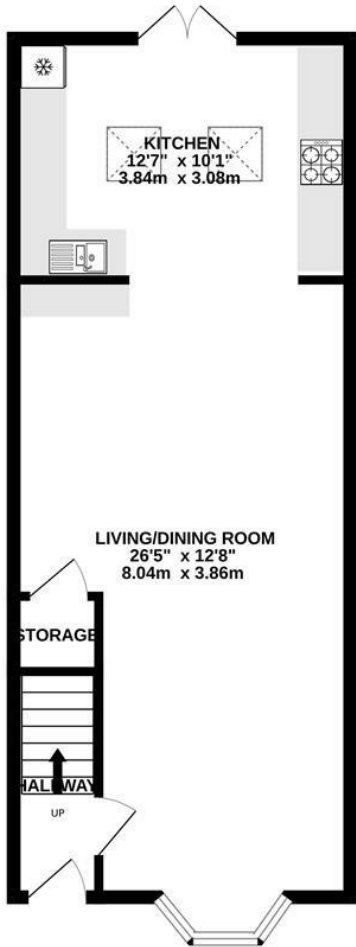
£625,000

ChaseBuchanan

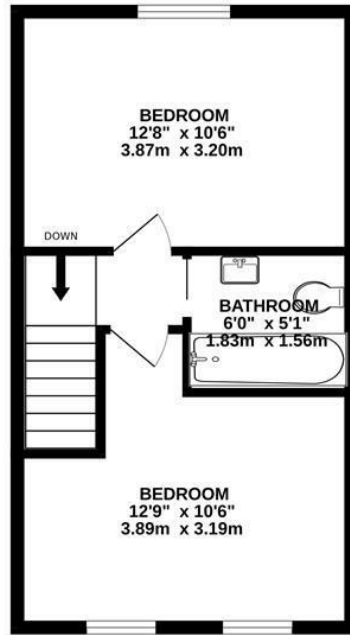




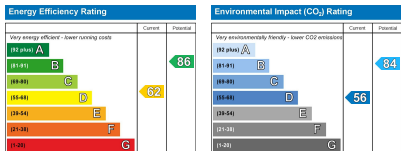
GROUND FLOOR  
536 sq.ft. (49.8 sq.m.) approx.



1ST FLOOR  
376 sq.ft. (34.9 sq.m.) approx.



TOTAL FLOOR AREA : 911 sq.ft. (84.7 sq.m.) approx.  
Produced solely for Chase Buchanan  
Made with Metropix ©2023



- Viewings accompanied by Chase Buchanan
- Two double bedrooms
- Private rear garden
- Close to Isleworth station
- Stunning Victorian family home
- Open plan living/dining room
- Scope to extend (subject to planning)
- Chain free

A charming bay fronted period home located in this popular road in the heart of Isleworth Village.

Offered to the market chain free, the accommodation comprises a bright open plan living/dining room and a lovely modern fitted kitchen which has doors leading onto a wonderful rear garden with a brick built shed. The first floor boasts two double bedrooms and a family bathroom. Further benefits include permit street parking and potential to extend (subject to planning).

Castle Road is a pleasant and popular residential road, within close proximity of Isleworth Village's local shops, bars, cafes, the open spaces of St Johns Gardens, the River Thames and mainline station to London Waterloo. There are numerous exceptional schools in the vicinity.

For more information or to book a viewing, please contact:

020 8758 1755

**ChaseBuchanan**

7 Odeon Parade, 480 London Road, Isleworth, Middlesex, TW7 4DE